

Stonegate  
1<sup>st</sup> Grade  
Independent Study



# Independent Study Daily Checklist

- Read 20 minutes and fill out the reading log
- Respond to reading by completing one activity from the reading response menu
- Work for 20 minutes on a writing task  
(See enclosed writing task menu)
- Complete 1 page of math and 2 pages of spelling practice. [Click here](#) for math and spelling pages.
- Work on a project of your choice from the Maker Mat Menu

# Reading Log


Book Title(s)	Date	Parent Initials

# Writing Task Menu

Please choose one or more of these tasks to complete. You do not need to complete all of them. You will write and create for 20 minutes each day. If you complete a task choose a new one to work on.

<p><b>Expert Book</b>            What are you an expert on? Soccer, ice cream, Pokemon, baking? Create a book that shares your knowledge with your reader. Your book should include chapters with written facts and visuals. Feel free to type, write, or create a Google Slides Presentation.</p>	<p><b>Sequel or Series</b>            Read a good book lately? Write the sequel! Be sure to use basic plot structure. Your story should have characters who face challenges, and a clear beginning, middle, and end.             Option: Create a series of short children's books featuring the same main character.</p>	<p><b>Your Fantasy</b>            Create your fantasy world! Write a story where you are the main character in your own fantasy world. What challenges will you face? What problems can you solve? Be creative and have fun.</p>
<p><b>Book Commercial</b>  <b>Watch the Reading Rainbow Video:</b>  <a href="https://www.youtube.com/watch?v=MQG6AR5diPw">https://www.youtube.com/watch?v=MQG6AR5diPw</a>            Create your own book commercial. Write a script and record yourself reading it. Share your love of literature!</p>	<p><b>Animal Research Report</b>            Write a report about any animal you choose. Include facts about their habitat, diet, body parts, and life cycle. You may write a report or create a book, or slide show. Be sure to include lots of pictures and visuals.</p>	<p><b>Plastic Persuasion</b>  <b>Watch the TedEd Video:</b>  <a href="https://www.ted.com/talks/emma_bryce_what_really_happens_to_the_plastic_you_throw_away#t-231958">https://www.ted.com/talks/emma_bryce_what_really_happens_to_the_plastic_you_throw_away#t-231958</a>            Write a speech or create a poster, presentation or commercial that helps others understand how important it is to recycle plastic!</p>
<p><b>Comic Creator</b>            Create your own graphic novel or comic. Use mainly dialogue to tell a story that has a clear beginning, middle, and end. Check out this link for lots of fun tips, including how to create your own comic book paper!  <a href="https://www.youtube.com/watch?v=R-PZIRngfcQ">https://www.youtube.com/watch?v=R-PZIRngfcQ</a></p>	<p><b>Hero's Journey</b>  <b>Watch the TedEd Video:</b>  <a href="https://www.ted.com/talks/matthew_winkler_what_makes_a_hero#t-80589">https://www.ted.com/talks/matthew_winkler_what_makes_a_hero#t-80589</a>            Create your own hero and write a story that tells their journey. Try to include all of the elements of a hero's journey that the video introduces.</p>	<p><b>Bedtime Debate</b>  <b>Watch the Video:</b>  <a href="https://www.youtube.com/watch?v=_aAmaCeq9v4">https://www.youtube.com/watch?v=_aAmaCeq9v4</a>            What do you think your ideal bedtime is? Use facts from the video to support your thinking. Share your thoughts with your parents! Remember kids need 10-12 hours of sleep each night.</p>

# READING MENU 7



After reading, choose 1 question and circle it. Questions 1-6 are best for fiction stories and questions 7-9 are best for nonfiction books. Record your answer to the question in complete sentences.

1. Compare and contrast this story to another story that you have read.	2. Would you recommend this story to others? Why or why not? Give specific reasons and examples.	3. How does the main character feel about the problem in the story? How do you know?
4. If you were the author, what would you change about the story? Why?	5. If you were giving a gift to the main character, what would you give? Why?	6. Was the author's purpose to persuade, inform or entertain? How do you know?
7. Find three new words in the text. Use context clues and/or a dictionary to define the words.	8. What new facts have you learned from your book?	9. What questions do you still have on the topic you are reading about?

## SELF CHECK

- I answered the entire question that I chose.
- I wrote in complete sentences.
- I used evidence and examples from the text to support my answer.
- I edited my work to make sure that it makes sense.

# READING MENU 8



After reading, choose 1 question and circle it. Questions 1-6 are best for fiction stories and questions 7-9 are best for nonfiction books. Record your answer to the question in complete sentences.

1. What questions do you still have about your story? Explain your answer.	2. Which character from the story reminds you of a character from another story that you have read? Why?	3. What genre is the story that you are reading? How do you know?
4. What is your least favorite part of the story? Why?	5. How has the main character changed throughout the story? Give evidence from the text.	6. Write a letter to persuade your teacher to read your book to the whole class. Use examples from the text.
7. Write three questions that you can answer about your topic after reading. Include answers.	8. What types of people need to know the facts that are included in your text? Why?	9. What part of the text was hard to understand? What strategies did you use to help you to comprehend?

## SELF CHECK

- I answered the entire question that I chose.
- I wrote in complete sentences.
- I used evidence and examples from the text to support my answer.
- I edited my work to make sure that it makes sense.

# March

Name: \_\_\_\_\_

# MAKER MAT

**Make a  
gardening  
tool.**

**Make a  
fairy  
garden.**

**Make a  
new  
cover for  
a book.**

**Make an  
animal  
habitat.**



**Make  
something  
to wear  
that is  
green.**

**Make a  
windmill.**

**Make a  
leprechaun  
trap.**

**Make a  
greenhouse.**

**April**

Name: \_\_\_\_\_

# MAKER MAT

**Make something useful out of trash.**

**Make a planter.**

**Make a waterproof structure.**

**Make a chart to track the weather.**



**Make a container to keep an egg from breaking.**

**Make a kite.**

**Make an Earth Day poster.**

**Make a birdhouse.**



Name: \_\_\_\_\_

Date: \_\_\_\_\_

# Spelling Practice

Unit 5 Week 2  
RF 1.3g L1.2d

Place the spelling cards in the column with the same final sounds and spelling.

<b>-ir</b>	<b>-ur</b>	<b>-er</b>

\_\_\_\_\_  
\_\_\_\_\_  
Name: \_\_\_\_\_

\_\_\_\_\_  
\_\_\_\_\_  
Date: \_\_\_\_\_

# Spelling Practice

Unit 5 Week 2

R.L.2.4

Read, trace then write the spelling word by yourself

bird

bird

\_\_\_\_\_  
\_\_\_\_\_  
\_\_\_\_\_

dirt

dirt

\_\_\_\_\_  
\_\_\_\_\_  
\_\_\_\_\_

burn

burn

\_\_\_\_\_  
\_\_\_\_\_  
\_\_\_\_\_

fern

fern

\_\_\_\_\_  
\_\_\_\_\_  
\_\_\_\_\_

fur

fur

\_\_\_\_\_  
\_\_\_\_\_  
\_\_\_\_\_

her

her

\_\_\_\_\_  
\_\_\_\_\_  
\_\_\_\_\_

work

work

\_\_\_\_\_  
\_\_\_\_\_  
\_\_\_\_\_

Name: \_\_\_\_\_

Date: \_\_\_\_\_

# Spelling Practice

Unit 5 Week 2  
RF 1.3 g RF 1.3 b

Word bank:

bird dirt burn fern fur her work world

unscramble	write in pencil	write in crayon	write in marker
rkwo	<hr/> <hr/> <hr/>	<hr/> <hr/> <hr/>	<hr/> <hr/> <hr/>
ridt	<hr/> <hr/> <hr/>	<hr/> <hr/> <hr/>	<hr/> <hr/> <hr/>
enfr	<hr/> <hr/> <hr/>	<hr/> <hr/> <hr/>	<hr/> <hr/> <hr/>
drbi	<hr/> <hr/> <hr/>	<hr/> <hr/> <hr/>	<hr/> <hr/> <hr/>
urf	<hr/> <hr/> <hr/>	<hr/> <hr/> <hr/>	<hr/> <hr/> <hr/>
ldwor	<hr/> <hr/> <hr/>	<hr/> <hr/> <hr/>	<hr/> <hr/> <hr/>
erh	<hr/> <hr/> <hr/>	<hr/> <hr/> <hr/>	<hr/> <hr/> <hr/>
nrub	<hr/> <hr/> <hr/>	<hr/> <hr/> <hr/>	<hr/> <hr/> <hr/>

Name: \_\_\_\_\_

Date: \_\_\_\_\_

# Spelling Practice

Unit 5 Week 2  
RF 1.3g L1.2 d RF1.3f

Pick 2 colors. Write the vowels in one color (show the color in the oval). Then write the consonants in another color.

bird

bird

burn

burn

burn

burn

burn

burn

world

turn

Name: \_\_\_\_\_

Date: \_\_\_\_\_

# Spelling Practice

Unit 5 Week 2  
RF 1.3g L1.2 d RF1.3f

Color the -ir words red. Color the -ur words orange. Color the -er words yellow.

bird	dirt	burn	fern	fur	first
verb	nurse	her	skirt	clerk	curve
turn	shirt	curl	jerk	spur	fir

REARRANGE the words in an order that makes sense. Don't forget to capitalize your sentences and put an end mark.

dirt. is The in bird the

can burn It her.

Find the mistakes (4) in the sentence and rewrite it correctly.

dO birds Have fur.







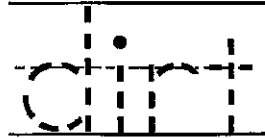

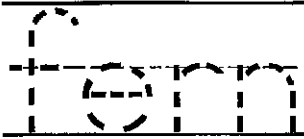
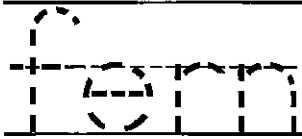










Name: \_\_\_\_\_

Date: \_\_\_\_\_

# Spelling Practice

Unit 5 Week 2  
L1.2d

Follow the directions in each box.

Write it in pencil. 	Write it in crayon. 	Write it in marker. 	Write it in rainbow. 
Write it in pencil. 	Write it in crayon. 	Write it in marker. 	Write it in rainbow. 
Write it in pencil. 	Write it in crayon. 	Write it in marker. 	Write it in rainbow. 
Write it in pencil. 	Write it in crayon. 	Write it in marker. 	Write it in rainbow. 
Write it in pencil. 	Write it in crayon. 	Write it in marker. 	Write it in rainbow. 

Name: \_\_\_\_\_

Date: \_\_\_\_\_

# High Frequency Words

Unit 5 Week 2  
RF 1.3g L1.2d

Fill in the missing letter for each word then write it by yourself.

th\_o\_g\_ \_h\_o\_g\_ \_ \_ \_ \_ \_ \_

f\_l\_ \_ul\_ fu\_ \_ \_ \_ \_

p\_o\_ \_oo\_ po\_ \_ \_ \_ \_

a\_o\_h\_r \_n\_t\_e\_ \_ \_ \_ \_ \_ \_

c\_i\_b \_l\_m\_ cl\_ \_ \_ b \_ \_ \_ \_

g\_e\_t \_re\_t g\_ea\_ \_ \_ \_ \_

Read the sentences below then find full, great, poor, another, climb and through in each sentence and color them your favorite color. Some sentences might have 2.

1. I like to climb.
2. Do you have another great game?
3. Does it go through?
4. The poor dog is lost.
5. You made another poor choice.
6. The bag is full of great food to eat.

Name: \_\_\_\_\_

Date: \_\_\_\_\_

# High Frequency Words

Unit 5 Week 2  
L1.3d RF 1.3g  
By Stacy Tessera © 2013

Find the words 2 times and color them accordingly:

full: purple    great: green    poor: red    another: blue  
climb: orange    through: pink

m	a	n	o	t	h	e	r
c	l	f	t	h	a	f	o
l	p	u	h	p	n	u	g
i	o	l	r	o	o	l	r
m	o	l	o	o	t	l	e
b	r	g	u	l	h	t	a
c	b	h	g	r	e	a	t
e	r	t	h	n	r	u	s
r	t	h	r	o	u	g	h
c	l	i	m	b	p	o	f



Name: \_\_\_\_\_

Date: \_\_\_\_\_

# High Frequency Words

Unit 5 Week 2  
RF 1.3 g RF 1.3 b  
By Stacy Tessera © 2014

Color the words:

full: BLUE    great: YELLOW    poor: GREEN    climb: RED  
another: ORANGE    through: PINK

**FULL**    great    poor    **another**  
climb    through    full  
**great**    great    poor    **another**  
climb    through    full  
great    **poor**    **another**    climb  
**another**    climb    through    full  
**great**    poor    **another**    climb    through  
full    great    **poor**    another  
Climb    through    full    great  
**poor**    **another**    climb    through

Use the word **climb** in a sentence.


Use the word **through** in a sentence.

Name: \_\_\_\_\_ Date: \_\_\_\_\_


# ★ HIGH FREQUENCY WORDS ★

Unit 5 Week 2  
RF 1.3 g RF 1.3 b


Use the word **full**, **great**, **poor**, **another**, **climb** or **through** to fill in the missing word in each sentence.




The pail is \_\_\_\_\_ of sand.



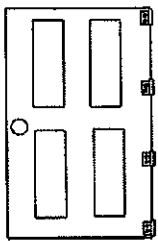
The \_\_\_\_\_ ladybug is stuck.



Can I have \_\_\_\_\_ turn?



The snail will \_\_\_\_\_ up the tree.




I went \_\_\_\_\_ the door.



You did a \_\_\_\_\_ job in school.

Sort cards for: -ir -ur -er

bird	turn	clerk
burn	dirt	curve
fern	nurse	shirt
skirt	jerk	verb
curl	first	herd
perm	fern	fir



Name: \_\_\_\_\_

Date: \_\_\_\_\_

# Spelling Practice

Unit 5 Week 3  
RF 1.3g L1.2d

Place the spelling cards in the correct column.

-oar

-or

-ore

Name: \_\_\_\_\_

Date: \_\_\_\_\_

Unit 5 Week 3  
RF 1.3g L 1.2e

# Spelling Practice

Unscramble the letters to make a spelling word and write the word correctly in the last box.

e	r	s	t	o	_____
r	m	o	e		_____
s	a	r	o		_____
r	c	o	n		_____
a	r	r	o		_____
k	p	o	r		_____
r	e	c	o		_____
b	r	n	o		_____

Word Bank:

born

core

corn

more

pork

roar

soar

store

Name: \_\_\_\_\_

Date: \_\_\_\_\_

# Spelling Practice

Unit 5 week 3  
RF 1.3g

Write the word as neatly as you can.

born \_\_\_\_\_  
\_\_\_\_\_

Write a rhyming word.

roar \_\_\_\_\_  
\_\_\_\_\_

Write the word as fancy as you can.

core \_\_\_\_\_  
\_\_\_\_\_

Write the word in crayon.

born  
\_\_\_\_\_  
\_\_\_\_\_  
\_\_\_\_\_

Illustrate the word.

corn

Write the word very small.

more  
\_\_\_\_\_  
\_\_\_\_\_  
\_\_\_\_\_

Trace the word 3 times.

store  
\_\_\_\_\_  
\_\_\_\_\_

Write the word with your "bad" hand.

pork \_\_\_\_\_  
\_\_\_\_\_  
\_\_\_\_\_

Name: \_\_\_\_\_

Date: \_\_\_\_\_

# Spelling Practice

Unit 5 Week 3  
RF 1.3g

Directions: color the word in bubble letters, trace the word in pencil and then write it yourself. Finally trace words in the sentence with pencil but highlight the spelling word in the sentence yellow.

born born born

When were you born?

core core core

Do not eat the core!

corn corn corn

I like to eat corn!

more more more

Can I pour more milk?

soar soar soar

The ball will soar!



Name: \_\_\_\_\_

Date: \_\_\_\_\_

# ★ High Frequency Words ★

Unit 5 Week 3  
RF 1.3 g RF 1.3 b

Trace the sentence and then write the sentence yourself in the space below.


Guess the right one.

I began to learn.

Are you sure?

Read the sentences below then find began, better, guess, right, sure and learn in each sentence and color them your favorite color.

1. It is better to guess.
2. It began right here.
3. I am sure you can learn.
4. Who can learn?
5. They are sure it began here.
6. Guess who is better.





Name: \_\_\_\_\_

Date: \_\_\_\_\_

# ★ High Frequency Words ★

Unit 5 Week 3  
RF 1.3 g RF 1.3 b

Write the words according to the directions in the gray boxes at the top.

trace in pencil	fancy	bad HAND	Missing letters
sure		sure	s_r_
right		right	i_h_
learn		learn	l_a_n
guess		guess	g_e_s
better		better	_e_te_
began		began	_e_a_

Name: \_\_\_\_\_

Date: \_\_\_\_\_

# High Frequency Practice

Unit 5: Week 3-Day 1

L 1.2d

Pick 2 colors. Write the vowels in one color ○ (show the color in the oval). Then write the consonants in another color. ○

begin

begin

guess

guess

sure

sure

learn

learn

better

better

right

right

Name: \_\_\_\_\_

Date: \_\_\_\_\_

# High Frequency Words

Unit 5 Week 3  
RF 1.3 g RF 1.3 b

began

began



better

better



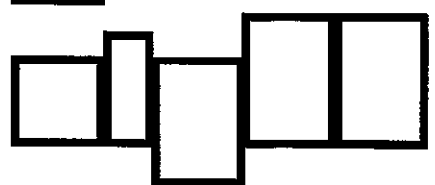
guess

guess



right

right



sure

sure




learn

learn



Find: began better guess right sure learn

e	b	r	g	h	t	d	s	g
a	e	l	e	a	r	n	u	u
s	g	b	e	t	t	e	r	e
u	a	e	t	t	e	b	e	s
r	n	g	r	i	g	h	t	s



Sort cards for: -or -oar -ore

born

more

torn

core

soar

store

fork

s'more

pork

bore

storm

morn

sworn

boar

form

oar

galore

corn





Word Math Cards for:

Began, better, guess, right, sure, learn

b<sub>2</sub>

n<sub>1</sub>

e<sub>1</sub>

e<sub>1</sub>

s<sub>1</sub>

g<sub>3</sub>

u<sub>1</sub>

s<sub>1</sub>

g<sub>3</sub>

a<sub>1</sub>

g<sub>3</sub>

u<sub>1</sub>

t<sub>1</sub>

e<sub>1</sub>

s<sub>1</sub>

r<sub>3</sub>

i<sub>1</sub>

e<sub>1</sub>

r<sub>3</sub>

b<sub>2</sub>

e<sub>1</sub>

h<sub>2</sub>

t<sub>1</sub>

r<sub>1</sub>

t<sub>1</sub>

e<sub>1</sub>

r<sub>3</sub>

l<sub>1</sub>

a<sub>1</sub>

n<sub>1</sub>



Name: \_\_\_\_\_

doubles and doubles plus one

## Show it. Write it.

Build the problem on the mat first. Then write the answer on this page.

$1 + 1 = \underline{\quad}$

$1 + 2 = \underline{\quad}$

$2 + 2 = \underline{\quad}$

$2 + 3 = \underline{\quad}$

$3 + 3 = \underline{\quad}$

$3 + 4 = \underline{\quad}$

$4 + 4 = \underline{\quad}$

$4 + 5 = \underline{\quad}$

$5 + 5 = \underline{\quad}$

$5 + 6 = \underline{\quad}$

$6 + 6 = \underline{\quad}$

$6 + 7 = \underline{\quad}$

$10 + 10 = \underline{\quad}$

$10 + 11 = \underline{\quad}$

$3 + 3 = \underline{\quad}$

$3 + 4 = \underline{\quad}$

$4 + 4 = \underline{\quad}$

$4 + 5 = \underline{\quad}$

$2 + 2 = \underline{\quad}$

$2 + 3 = \underline{\quad}$

$5 + 5 = \underline{\quad}$

$5 + 6 = \underline{\quad}$

$6 + 6 = \underline{\quad}$

$6 + 7 = \underline{\quad}$

$1 + 1 = \underline{\quad}$

$1 + 2 = \underline{\quad}$

Name: \_\_\_\_\_

ways to make ten and ten plus one

## Show it. Write it.

Build the problem on the mat first. Then write the answer on this page.

$7 + 3 = \underline{\quad}$

$7 + 4 = \underline{\quad}$

$6 + 4 = \underline{\quad}$

$6 + 5 = \underline{\quad}$

$5 + 5 = \underline{\quad}$

$5 + 6 = \underline{\quad}$

$8 + 2 = \underline{\quad}$

$8 + 3 = \underline{\quad}$

$2 + 8 = \underline{\quad}$

$2 + 9 = \underline{\quad}$

$9 + 1 = \underline{\quad}$

$9 + 2 = \underline{\quad}$

$0 + 10 = \underline{\quad}$

$0 + 11 = \underline{\quad}$

$3 + 7 = \underline{\quad}$

$3 + 8 = \underline{\quad}$

$4 + 6 = \underline{\quad}$

$4 + 7 = \underline{\quad}$

$5 + 5 = \underline{\quad}$

$5 + 6 = \underline{\quad}$

$1 + 9 = \underline{\quad}$

$1 + 10 = \underline{\quad}$

$10 + 0 = \underline{\quad}$

$11 + 0 = \underline{\quad}$

$7 + 3 = \underline{\quad}$

$7 + 4 = \underline{\quad}$

Name: \_\_\_\_\_

Adding Tens with adding nine

## Show it. Write it.

Build the problem on the mat first. Then write the answer on this page.

$9 + 2 = \underline{\quad}$

$10 + 1 = \underline{\quad}$

$9 + 1 = \underline{\quad}$

$10 + 0 = \underline{\quad}$

$9 + 4 = \underline{\quad}$

$10 + 3 = \underline{\quad}$

$9 + 5 = \underline{\quad}$

$10 + 4 = \underline{\quad}$

$9 + 2 = \underline{\quad}$

$10 + 1 = \underline{\quad}$

$9 + 6 = \underline{\quad}$

$10 + 5 = \underline{\quad}$

$9 + 7 = \underline{\quad}$

$10 + 6 = \underline{\quad}$

$9 + 8 = \underline{\quad}$

$10 + 7 = \underline{\quad}$

$9 + 9 = \underline{\quad}$

$10 + 8 = \underline{\quad}$

$9 + 4 = \underline{\quad}$

$10 + 3 = \underline{\quad}$

$9 + 5 = \underline{\quad}$

$10 + 4 = \underline{\quad}$

$9 + 2 = \underline{\quad}$

$10 + 1 = \underline{\quad}$

$9 + 3 = \underline{\quad}$

$10 + 2 = \underline{\quad}$

Name: \_\_\_\_\_

# Show it. Write it.

Build the problem on the mat first. Then write the answer on this page.

$8 + 3 = \underline{\quad}$

$10 + 1 = \underline{\quad}$

$8 + 2 = \underline{\quad}$

$10 + 0 = \underline{\quad}$

$8 + 6 = \underline{\quad}$

$10 + 4 = \underline{\quad}$

$8 + 5 = \underline{\quad}$

$10 + 3 = \underline{\quad}$

$8 + 7 = \underline{\quad}$

$10 + 5 = \underline{\quad}$

$8 + 4 = \underline{\quad}$

$10 + 2 = \underline{\quad}$

$8 + 8 = \underline{\quad}$

$10 + 6 = \underline{\quad}$

$8 + 4 = \underline{\quad}$

$10 + 2 = \underline{\quad}$

$8 + 3 = \underline{\quad}$

$10 + 1 = \underline{\quad}$

$8 + 6 = \underline{\quad}$

$10 + 4 = \underline{\quad}$

$8 + 5 = \underline{\quad}$

$10 + 3 = \underline{\quad}$

$8 + 7 = \underline{\quad}$

$10 + 5 = \underline{\quad}$

$8 + 3 = \underline{\quad}$

$10 + 1 = \underline{\quad}$

Name: \_\_\_\_\_

Finding tens with adding seven

## Show it. Write it.

Build the problem on the mat first. Then write the answer on this page.

$7 + 4 = \underline{\quad}$

$10 + 1 = \underline{\quad}$

$7 + 3 = \underline{\quad}$

$10 + 0 = \underline{\quad}$

$7 + 5 = \underline{\quad}$

$10 + 2 = \underline{\quad}$

$7 + 6 = \underline{\quad}$

$10 + 3 = \underline{\quad}$

$7 + 7 = \underline{\quad}$

$10 + 4 = \underline{\quad}$

$7 + 5 = \underline{\quad}$

$10 + 2 = \underline{\quad}$

$7 + 3 = \underline{\quad}$

$10 + 0 = \underline{\quad}$

$7 + 4 = \underline{\quad}$

$10 + 1 = \underline{\quad}$

$7 + 7 = \underline{\quad}$

$10 + 4 = \underline{\quad}$

$7 + 6 = \underline{\quad}$

$10 + 3 = \underline{\quad}$

$7 + 5 = \underline{\quad}$

$10 + 2 = \underline{\quad}$

$7 + 4 = \underline{\quad}$

$10 + 1 = \underline{\quad}$

$7 + 3 = \underline{\quad}$

$10 + 0 = \underline{\quad}$

Name: \_\_\_\_\_

making numbers greater than ten

## Show it. Write it.

Build the problem on the mat first. Then write the answer on this page.

$5 + 7 = \underline{\quad}$

$10 + 2 = \underline{\quad}$

$9 + 4 = \underline{\quad}$

$10 + 3 = \underline{\quad}$

$8 + 8 = \underline{\quad}$

$10 + 6 = \underline{\quad}$

$6 + 5 = \underline{\quad}$

$10 + 1 = \underline{\quad}$

$9 + 2 = \underline{\quad}$

$10 + 1 = \underline{\quad}$

$7 + 8 = \underline{\quad}$

$10 + 5 = \underline{\quad}$

$4 + 7 = \underline{\quad}$

$10 + 1 = \underline{\quad}$

$6 + 6 = \underline{\quad}$

$10 + 2 = \underline{\quad}$

$8 + 3 = \underline{\quad}$

$10 + 1 = \underline{\quad}$

$9 + 4 = \underline{\quad}$

$10 + 3 = \underline{\quad}$

$7 + 5 = \underline{\quad}$

$10 + 2 = \underline{\quad}$

$7 + 7 = \underline{\quad}$

$10 + 4 = \underline{\quad}$

$9 + 3 = \underline{\quad}$

$10 + 2 = \underline{\quad}$



Name: \_\_\_\_\_

Date: \_\_\_\_\_

Directions: Cut out the answers and paste them in the correct box to make the subtraction sentence true.

$$\begin{array}{r} 70 \\ - \square \\ \hline 0 \end{array}$$

$$\begin{array}{r} 60 \\ - \square \\ \hline 0 \end{array}$$

$$\begin{array}{r} 40 \\ - \square \\ \hline 0 \end{array}$$

$$\begin{array}{r} 10 \\ - \square \\ \hline 0 \end{array}$$

$$\begin{array}{r} 30 \\ - \square \\ \hline 0 \end{array}$$

$$\begin{array}{r} 50 \\ - \square \\ \hline 0 \end{array}$$

$$\begin{array}{r} 80 \\ - \square \\ \hline 0 \end{array}$$

$$\begin{array}{r} 20 \\ - \square \\ \hline 0 \end{array}$$

20

40

50

10

60

30

70

80

Name: \_\_\_\_\_

Date: \_\_\_\_\_

Directions: Subtract the numbers. Explain how you figured out the answer with words and pictures.

$$\begin{array}{r} 50 \\ -30 \\ \hline \end{array}$$

---

---

---

---

$$\begin{array}{r} 40 \\ -40 \\ \hline \end{array}$$

---

---

---

---

$$\begin{array}{r} 90 \\ -10 \\ \hline \end{array}$$

---

---

---

---

$$\begin{array}{r} 80 \\ -40 \\ \hline \end{array}$$

---

---

---

---

Name: \_\_\_\_\_

Date: \_\_\_\_\_

Directions: Cut out the answers and paste them in the correct box to make the subtraction sentence true.

$$\begin{array}{r} 70 \\ - 10 \\ \hline \square \end{array}$$

$$\begin{array}{r} 50 \\ - 20 \\ \hline \square \end{array}$$

$$\begin{array}{r} 10 \\ - 10 \\ \hline \square \end{array}$$

$$\begin{array}{r} 40 \\ - 30 \\ \hline \square \end{array}$$

$$\begin{array}{r} 90 \\ - 70 \\ \hline \square \end{array}$$

$$\begin{array}{r} 60 \\ - 10 \\ \hline \square \end{array}$$

$$\begin{array}{r} 30 \\ - 30 \\ \hline \square \end{array}$$

$$\begin{array}{r} 80 \\ - 10 \\ \hline \square \end{array}$$

50	0	30	70
10	20	0	60

Name: \_\_\_\_\_

Date: \_\_\_\_\_

Directions: Subtract the numbers. You can use the space to draw a picture.

$$\begin{array}{r} 30 \\ - 20 \\ \hline \end{array}$$

$$\begin{array}{r} 60 \\ - 40 \\ \hline \end{array}$$

$$\begin{array}{r} 50 \\ - 30 \\ \hline \end{array}$$

$$\begin{array}{r} 20 \\ - 20 \\ \hline \end{array}$$

$$\begin{array}{r} 90 \\ - 80 \\ \hline \end{array}$$

$$\begin{array}{r} 70 \\ - 30 \\ \hline \end{array}$$

$$\begin{array}{r} 80 \\ - 60 \\ \hline \end{array}$$

$$\begin{array}{r} 10 \\ - 10 \\ \hline \end{array}$$

$$\begin{array}{r} 40 \\ - 40 \\ \hline \end{array}$$

$$\begin{array}{r} 80 \\ - 10 \\ \hline \end{array}$$

Bonus: Write your own subtraction sentence using multiples of 10.

\_\_\_\_\_

# Mystery Picture

Name: \_\_\_\_\_

1	2	3	4	5	6	7	8	9	10
11	12	13	14	15	16	17	18	19	20
21	22	23	24	25	26	27	28	29	30
31	32	33	34	35	36	37	38	39	40
41	42	43	44	45	46	47	48	49	50
51	52	53	54	55	56	57	58	59	60
61	62	63	64	65	66	67	68	69	70
71	72	73	74	75	76	77	78	79	80
81	82	83	84	85	86	87	88	89	90
91	92	93	94	95	96	97	98	99	100

Blue

2 tens 7 ones \_\_\_\_\_

2 tens 6 ones \_\_\_\_\_

2 tens 5 ones \_\_\_\_\_

5 tens 4 ones \_\_\_\_\_

5 tens 6 ones \_\_\_\_\_

Yellow

5 tens 5 ones \_\_\_\_\_

5 tens 7 ones \_\_\_\_\_

1 ten 6 ones \_\_\_\_\_

Brown

9 tens 8 ones \_\_\_\_\_

0 tens 5 ones \_\_\_\_\_

0 tens 7 ones \_\_\_\_\_

4 tens 2 ones \_\_\_\_\_

9 tens 4 ones \_\_\_\_\_

9 tens 7 ones \_\_\_\_\_

6 tens 8 ones \_\_\_\_\_

9 tens 3 ones \_\_\_\_\_

6 tens 3 ones \_\_\_\_\_

Orange

8 tens 8 ones \_\_\_\_\_

7 tens 7 ones \_\_\_\_\_

7 tens 9 ones \_\_\_\_\_

1 ten 7 ones \_\_\_\_\_

3 tens 5 ones \_\_\_\_\_

8 tens 4 ones \_\_\_\_\_

4 tens 4 ones \_\_\_\_\_

8 tens 0 ones \_\_\_\_\_

8 tens 9 ones \_\_\_\_\_

5 tens 0 ones \_\_\_\_\_

4 tens 9 ones \_\_\_\_\_

5 tens 9 ones \_\_\_\_\_

4 tens 7 ones \_\_\_\_\_

3 tens 6 ones \_\_\_\_\_

7 tens 0 ones \_\_\_\_\_

4 tens 5 ones \_\_\_\_\_

6 tens 4 ones \_\_\_\_\_

6 tens 0 ones \_\_\_\_\_

1 ten 5 ones \_\_\_\_\_

4 tens 6 ones \_\_\_\_\_

8 tens 7 ones \_\_\_\_\_

3 tens 7 ones \_\_\_\_\_

4 tens 3 ones \_\_\_\_\_

7 tens 4 ones \_\_\_\_\_

6 tens 9 ones \_\_\_\_\_

6 tens 7 ones \_\_\_\_\_

3 tens 4 ones \_\_\_\_\_

Tan

3 tens 0 ones \_\_\_\_\_

4 tens 0 ones \_\_\_\_\_

6 tens 6 ones \_\_\_\_\_

8 tens 6 ones \_\_\_\_\_

3 tens 9 ones \_\_\_\_\_

7 tens 6 ones \_\_\_\_\_

6 tens 5 ones \_\_\_\_\_

8 tens 5 ones \_\_\_\_\_

7 tens 5 ones \_\_\_\_\_